

MIDI SAND TIPPER TRAILERS

WHITNEY 6 | WHITNEY 10



CLASS IN CAPACITY

VGN
VAN GINKEL MACHINES

CLASS IN CAPACITY



Van Ginkel Machines specialises in the manufacture of tipper trailers for agriculture, earthmoving and road building. The extensive standard range can be adapted to the customer's needs with optional accessories. There are also possibilities to

incorporate specific requirements. Every day in Groenekan, the team is busy looking for improvements to existing products, opportunities for new models and expansion of the current programme.



- ⦿ **Maximum life span**
- ⦿ **Best in class**
- ⦿ **In-house production**
- ⦿ **Sophisticated concept**
- ⦿ **High quality finish**
- ⦿ **Maximum load capacity**

'What we hear from users goes straight to our drawing board!'



THE COMPACT SAND TIPPER TRAILER

The compact sand tipper trailers offer flexible transport capacity. The compact dimensions and low container height make this tipper trailer easy to load using a small excavator. The clever design of the container is striking. The VGM sand tipper trailer is a robust, technically high quality product and is tailor-made for almost any application.



WHITNEY 6



WHITNEY 10

FLEXIBLE CAPACITY

WHITNEY 6




1



Braking

By default, the Whitney 6 is equipped with an overrun brake. Optionally, it can be equipped with air brakes with a 3 position switch.


2



Heavy duty drawbar

The drawbar can be adjusted in height, so that your tipper trailer is always hanging horizontally behind your vehicle.

3



Suspension tipper cylinder

The tipper cylinder has a cardanic suspension. This prevents lateral forces. The telescopic cylinder is also provided with a hose rupture protection.




4



Easy unloading

The tipper trailer's large tipper angle allows easy and fast unloading of your cargo.

5



Top-hinged tailgate

The Whitney 6 is provided with a self-closing tailgate and as an option it can be equipped with folding doors.

6



Lashing eyes in the load area


The high quality wear resistant load area has been provided with lashing eyes for fastening loose cargo, for the benefit of safe transport.

CUT TO SIZE

WHITNEY 10



1



Narrow chassis

The compact construction ensures maximum stability and high torsional stiffness.

2



Bumper

Fully European approved bumper. This bumper contributes to traffic safety without hindrance.

3



Wear resistant load area

The entire load area is also provided with high quality wear resistant steel HB 400. The loading area is fully welded as well. This prevents rust formation in the joints. This guarantees a long life span.



4



Clean upper edge

The V-shape welded upper edge prevents dirt on the upper edge.

5



High quality finish

For the benefit of the best bonding, all components are blasted and then sprayed with high quality 2 component paint. This results in a long life span.

6



Large opening for unloading

The large distance between the hinge pin and the rear of the tailgate ensures a large opening for unloading and allows the use of extensions.

STANDARD & OPTIONAL

● standard ○ optional × not available

SPECIFICATIONS



STANDARD

	WHITNEY 6	WHITNEY 10
Rotatable towing eye Ø50mm	×	●
Fixed ring towing eye Ø40mm	●	×
Mechanical support leg	●	●
Hose support on the drawbar	●	●
Height-adjustable drawbar	●	×
Tipper cylinder mounted in cardanic suspension	●	●
Mechanical tailgate	●	●
Bolted mudguards on the load area	●	●
Lashing eyes in the load area	●	×
LED lighting	●	●
Perimeter lighting in the mudguard	●	●
Single axle tipper trailer	●	×
Tandem axle tipper trailer	×	●
Excluding wheels and tyres	●	●
Braking by means of overrun brake	●	×
Air braking	○	●
RDW approved 30km/h	●	●

OPTIONAL

	WHITNEY 6	WHITNEY 10
Hydraulic and folding support leg, on hydraulics from the tractor	○	○
Hydraulic support leg with hand pump	○	○
Hydraulic support leg with six-way tap	○	○
Pick-up hitch K80	×	○
2 Rear work lamps	○	○
2 Front work lamps	○	○
2 Rear flash units	○	○
Reversing camera	○	○
Reversing alarm	○	○
Rear trailer hitch	○	○
Rear tracking plug	○	○
SS toolbox	○	○
Plastic toolbox	○	○
2 Front plastic mudguards	○	○
2 Rear plastic mudguards	○	○
Scoop support on the underside of container	○	○
Bulkhead at top front of container	○	○
Fork sleeves at front of container	○	○
Hydraulic double-acting tailgate	○	○
Ramp	○	○
Aluminium cover system MK 5	○	○
Automatic grease lubrication system	○	○
Sprayed in company colour (max. 2 colours).	○	○
Doors in the rear tailgate	○	○

TECHNICAL INFORMATION

		WHITNEY 6	WHITNEY 10
Exterior dimensions	Length	5540 mm	5440 mm
	Width	2285 mm	2260 mm
	Height	1885 mm	1915 mm
Interior dimensions	Length	4000 mm	4000 mm
	Width	2120 mm	2000 mm
	Height	500 mm	500 mm
Track width		1700 mm	1650 mm
Plate material of the load area (HB 450)	Bottom + wall	4+4 mm	4+4 mm
8-hole axles		□80, 300x90	□80, 300x90
Number of braked wheels		2	4



WHITNEY 6



WHITNEY 10



WHITNEY 6



WHITNEY 10

The design and technical specifications of the products in this brochure may be under development and may differ from the actual features. Subject to amendment, typesetting and printing errors. Supply in accordance with the latest submitted version of the Metaalunie terms & conditions lodged with the Clerk of the Court of the district court of Rotterdam.

© 2023 Van Ginkel Machines. All rights reserved.



**CLASS
IN
CAPACITY**



VAN GINKEL MACHINES

Groenekansweg 26

3737 AG Groenekan

The Netherlands

Tel: +31 (0)346 218118

E-mail: info@vanginkelmachines.nl

Website: www.vanginkelmachines.nl